

# Road Map to Success


Stay on track to get your license

START

1


## Start at AAA Driver Training!

Get on the road to the most effective driver training experience.




2

- ▶ Enroll in the 30-hour required classroom course (**must be 15 years, 9 months old**).
- ▶ Parent/guardian to enroll and complete the AAA 2-hour RMV-required **parent class**. This class must be completed before any in-car observation or driving hours can occur.



- ▶ **You're 16!** Get your **learner's permit**.
- ▶ Proceed to scheduling **6 hours** of RMV-required in-car observation appointments.
- ▶ Begin the required **40 hours** of behind-the-wheel training with a parent or guardian.



3

- ▶ Move forward to scheduling **12 hours** of RMV-required behind-the-wheel appointments.
- ▶ **You're in the home stretch!** Complete the 40 hours of behind-the-wheel practice with your at-home coach.




4

**You're 16½** and ready for the **RMV road test!** Schedule your road test sponsorship with AAA.


You must have held your permit for 6 months.

5



6

**Congratulations, you passed!\*** You are now officially a licensed Massachusetts driver with a junior operator's license.



FINISH

